

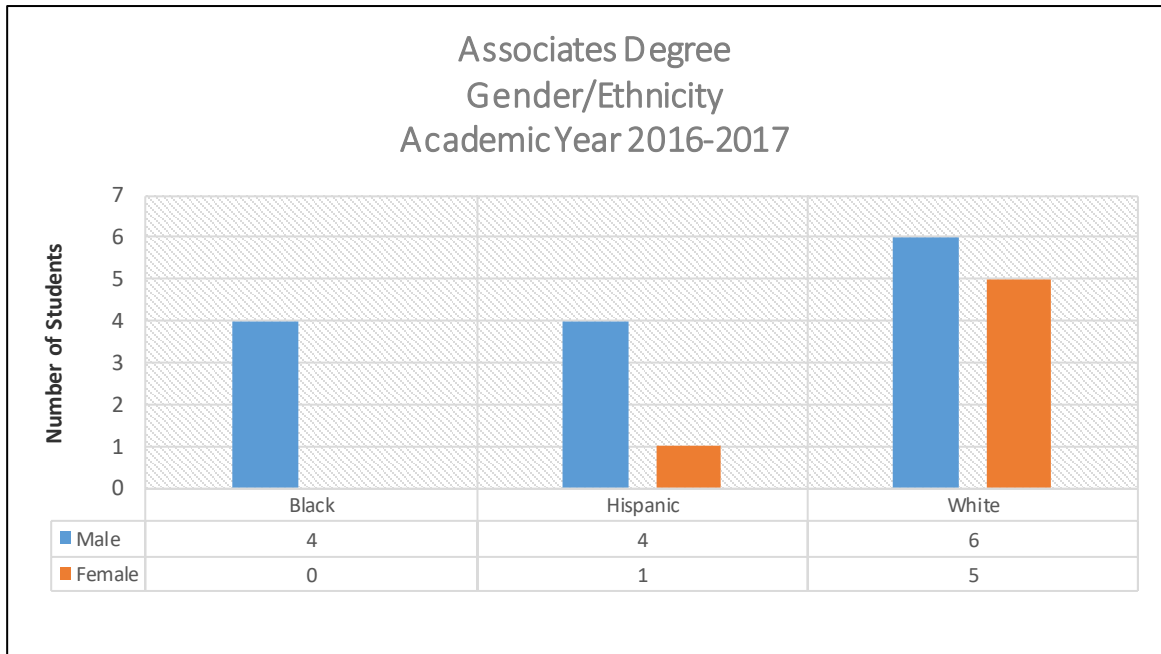
Evidence of Student Success in Graduation Rate, Employment, and Credentialing

The mission of NOBTS is to “equip students to fulfill the Great Commission and the Great Commandments through the local church and its ministries.” Since our institutional mission is to equip trained leaders, student success is of great importance to NOBTS. We desire our graduates to exemplify the wisdom, knowledge, and skills to be effective in ministry. In addition to grades, NOBTS utilizes three means to gauge student success: student graduation and persistence rates, employment rates, and licensure rates. For a more complete rationale for the thresholds for performance designated by NOBTS and how these targets relate to our mission, see *Rationale for Student Success*. The following charts indicate how NOBTS students have performed in the student graduation and persistence, employment, and licensure testing:

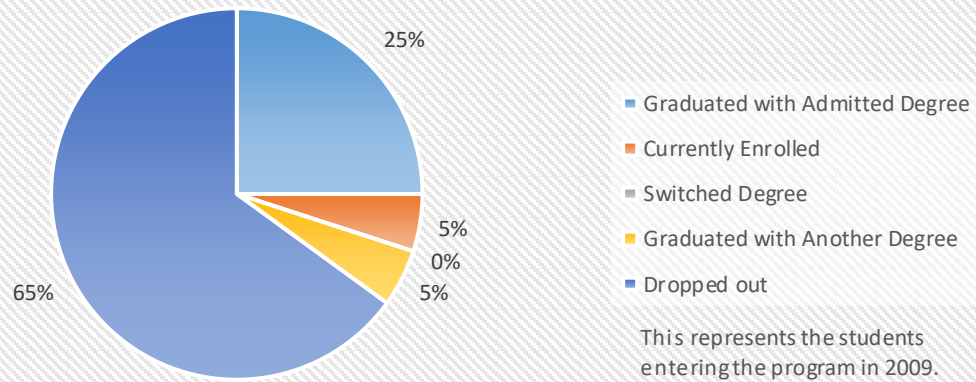
Student Retention/Graduation/Persistence Rate

Degree Level	Grad with Degree	Grad with Alt. Degree	Grad Rate	Grad Thresh	Over Grad Thresh	Currently Enrolled	Dropped Out	Student Persistence Rate	NOBTS Persistence Threshold	Over Threshold
Assoc	25%	5%	30%	30%	+ 0%	5%	65%	35%	33%	+ 2%
BA	32%	1%	33%	30%	+ 3%	2%	66%	34%	33%	+ 2%
MDiv	21%	22%	43%	42%	+ 2%	1%	56%	44%	42%	+ 2%
Non-MDiv master's degrees	38%	4%	42%	42%	+ 0%	2%	56%	44%	42%	+2%
DEdM	89%	0%	89%	60%	+23%	0%	11%	89%	70%	+19%
DMin	66%	0%	66%	60%	+11%	9%	26%	75%	70%	+5%
PhD	65%	0%	65%	55%	+10%	5%	30%	70%	60%	+10%

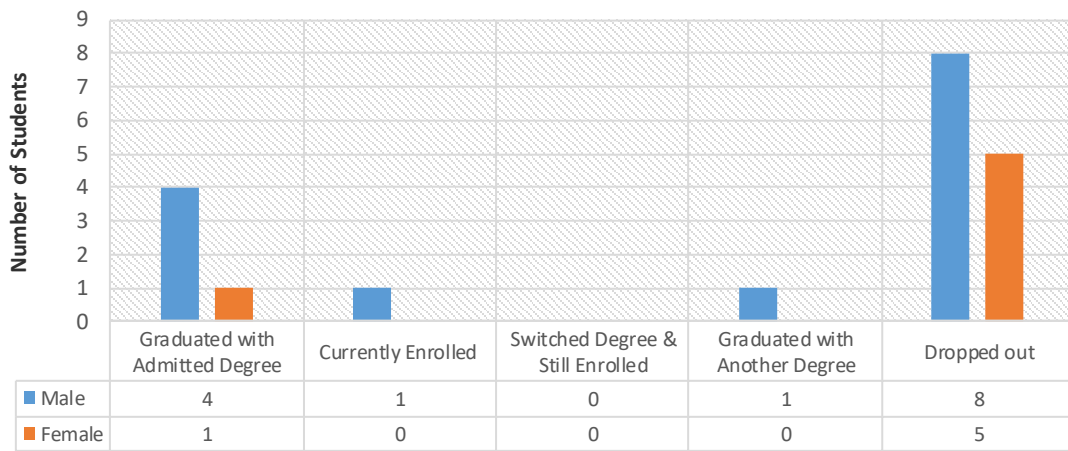
* This chart is figured at 200 percent of the time required for a full-time student in order to be inclusive of part-time students.



Associates Degree Graduation/Retention Academic Year 2016-2017

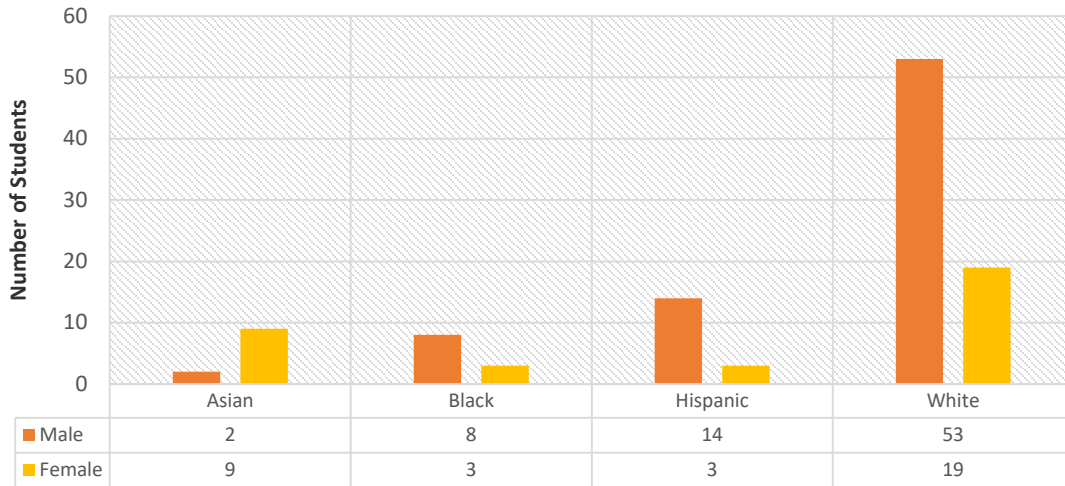


Associates Degree Gender/Retention Academic Year 2016-2017



This represents the students entering the program in 2009.

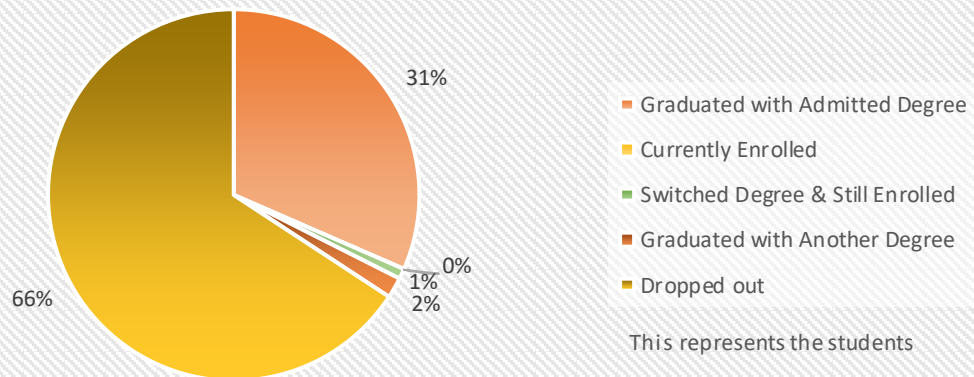
Bachelors Degree Gender/Ethnicity Academic Year 2016-2017



This represents the students entering the program in 2009.

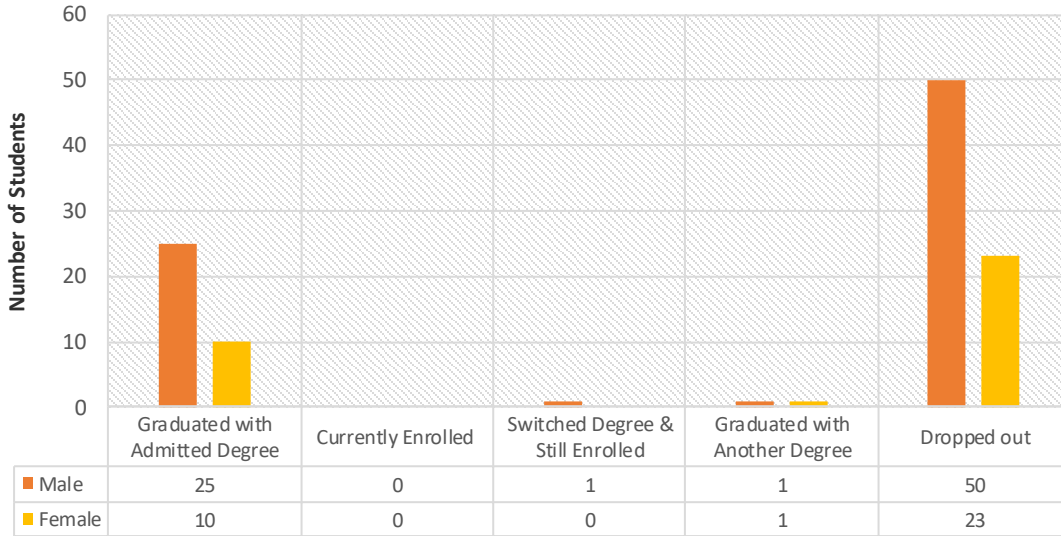
Two of the 20 associate students graduated with their Associates degree, continued their education, and graduated with another degree.

Bachelors Degree Graduation/Retention Academic Year 2016-2017



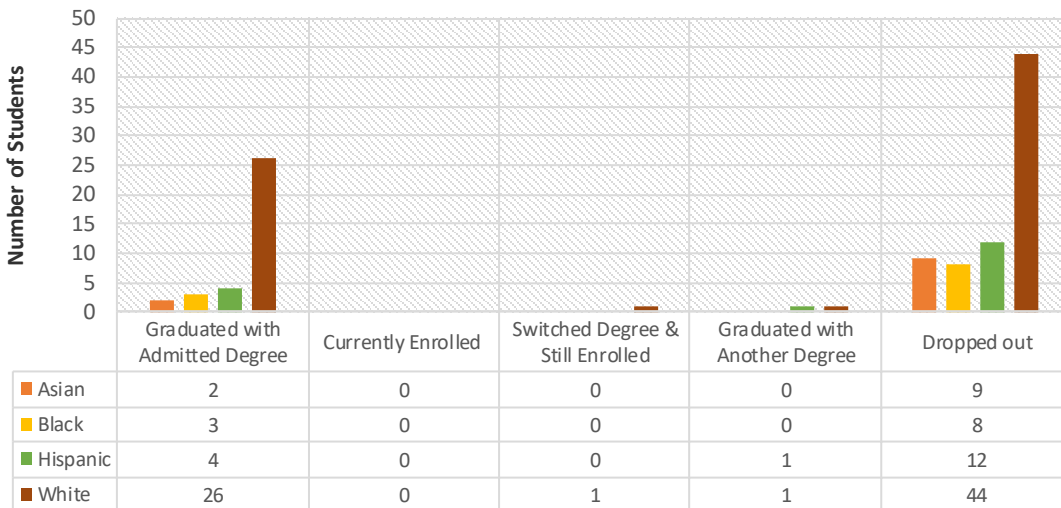
This represents the students

Bachelors Degree Gender/Retention Academic Year 2016-2017



This represents the students entering the program in 2009.

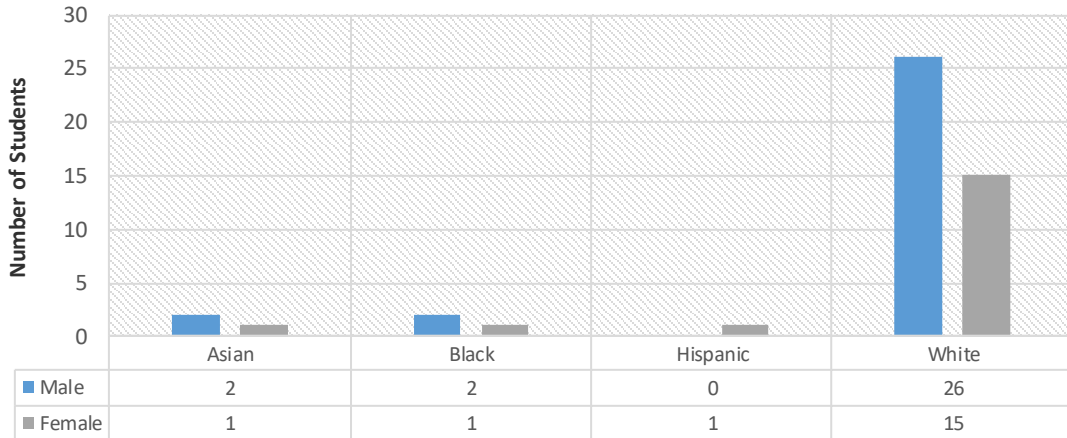
Bachelors Degree Ethnicity/Retention Academic Year 2016-2017



This represents the students entering the program in 2009.

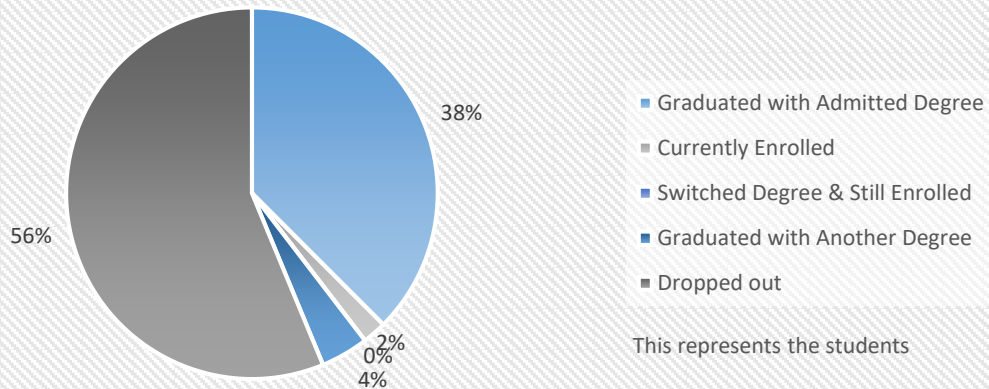
Six of the 111 bachelor students graduated with their Bachelor's degree and are continuing their education at New Orleans Baptist Theological Seminary.

Masters Degree (Non-MDiv)
Gender/Ethnicity
Academic Year 2016-2017



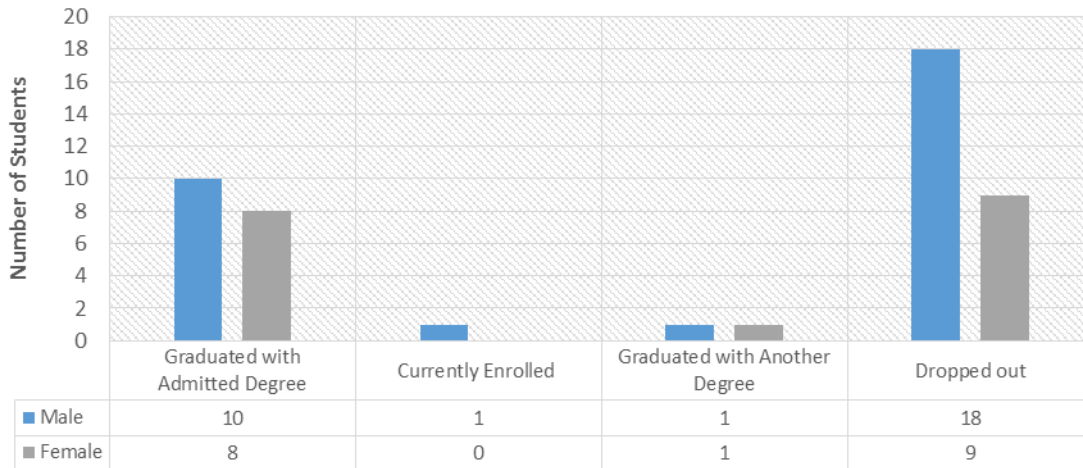
This represents the students entering the program in 2009.

Masters Degree (Non-MDiv)
Graduation/Retention
Academic Year 2016-2017



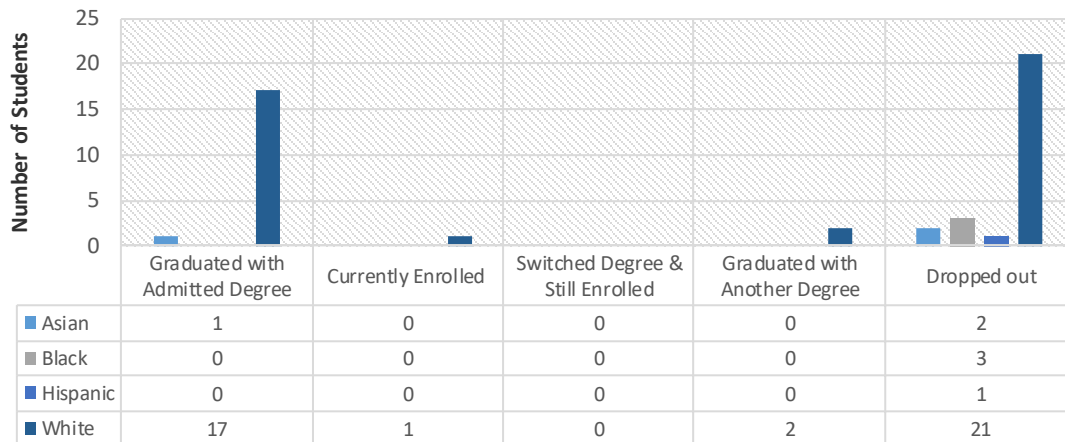
This represents the students

Masters Degree (Non-MDiv)
Gender/Retention
Academic Year 2016-2017



This represents the students entering the program in 2009.

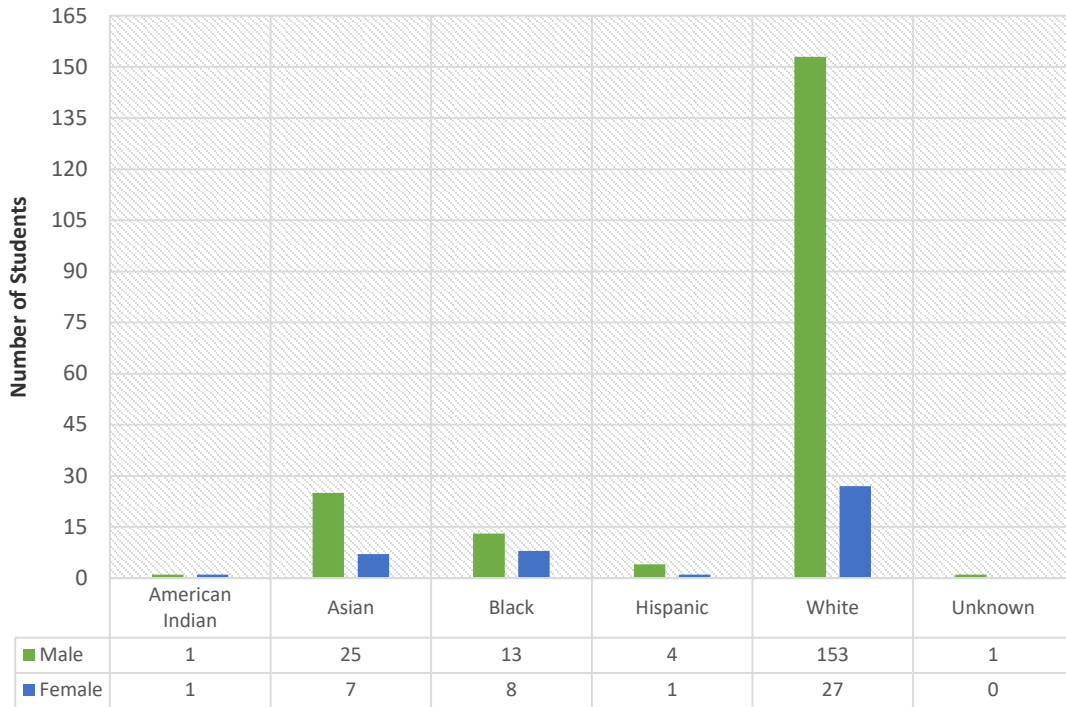
Masters Degree (Non-MDiv)
Ethnicity/Retention
Academic Year 2016-2017



This represents the students entering the program in 2009.

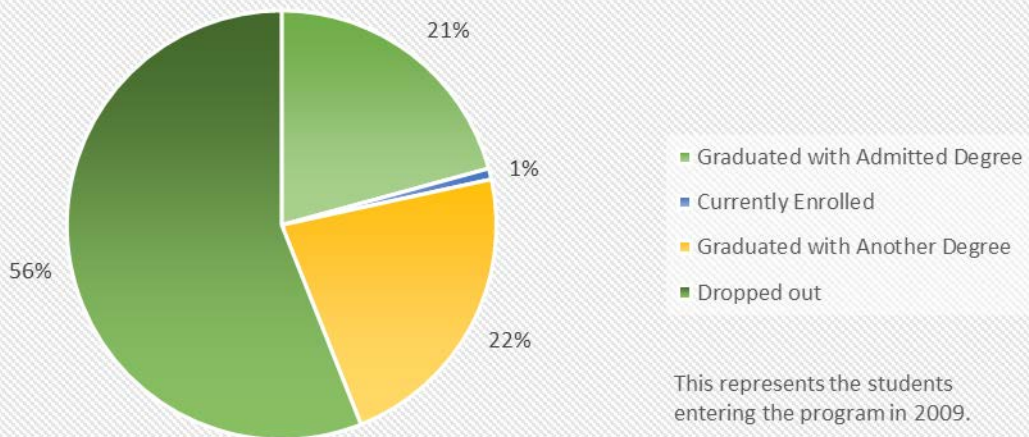
Five of the 48 master's students graduated with their Master of Arts and are continuing their education at New Orleans Baptist Theological Seminary. Two of those five students have completed any additional degree at NOBTS.

MDiv Degree Gender/Ethnicity Academic Year 2016-2017



This represents the students entering the program in 2009.

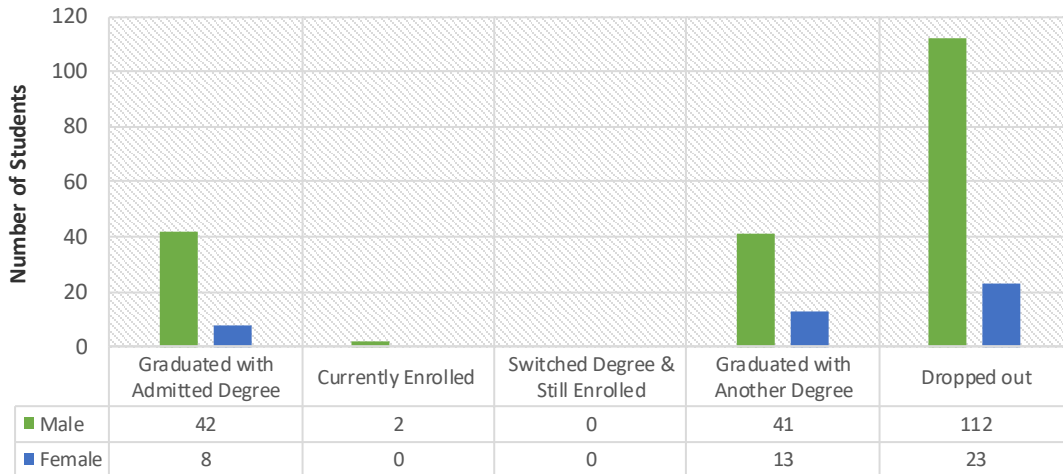
MDiv Degree Graduation/Retention Academic Year 2016-2017



This represents the students entering the program in 2009.

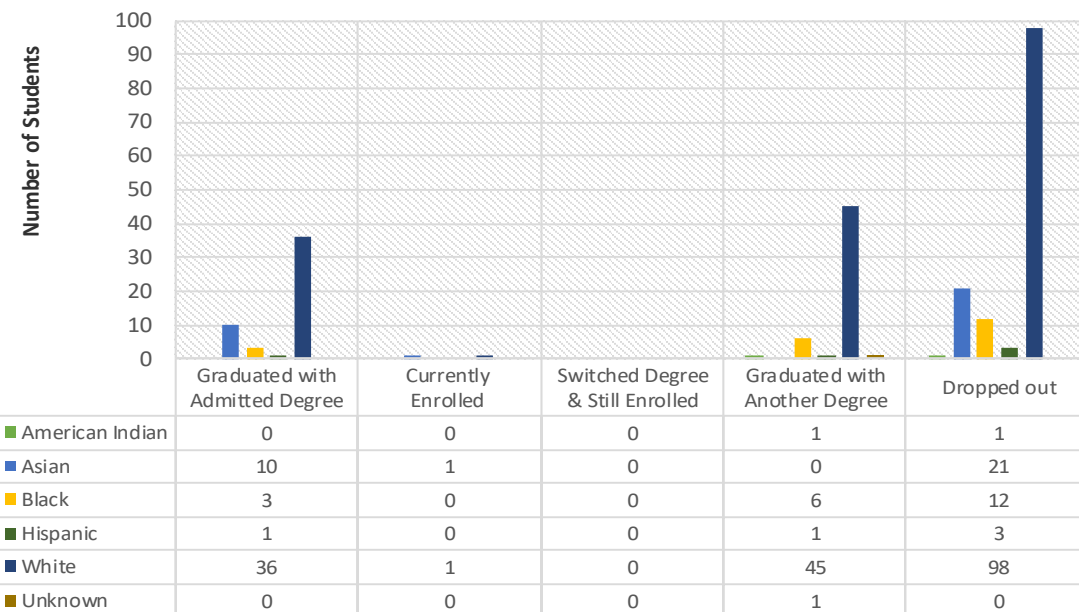
Seven of the 241 MDiv students graduated with their MDiv and are continuing their education at NOBTS.

MDiv Degree Gender/Retention Academic Year 2016-2017



This represents the students entering the program in 2009.

MDiv Degree Ethnicity/Retention Academic Year 2016-2017



This represents the students entering the program in 2009.

Results of Student Success in Employment in Ministry at Graduation

Semester	Paid Full- or Part-Time Ministry Employment at Graduation	Volunteer Ministry at Graduation	Total Serving in Ministry
Spring 2016	62%	26%	88%
Fall 2016	60%	23%	83%
Spring 2017	42%	39%	81%
Fall 2017	50%	33%	83%
Spring 2018	77%	11%	88%
Fall 2018	67%	18%	85%
Spring 2019			
Average	54.6%	29.3%	84%

Results of Student Success in Employment in Ministry among Recent Graduate Program Alumni*

Year/ Degree Graduated	Paid Full- Time Ministry Employment	Paid Part-time Ministry Employment	Total Ministry Employment	Pursuing an Advanced Degree	Volunteer Ministry	Seeking Placement	No Longer in Ministry
2013-14 master's degree alumni	59%	17%	76%	9%	8%	5%	2%
2013-14 doctoral degree alumni	79%	11%	90%	0%	2%	2%	5%
014-15 master's degree alumni	56.5%	14.5%	71%	12%	11%	6%	1%
2014-15 doctoral degree alumni	80%	4%	84%	0%	1%	0%	1%
2015-16 master's degree alumni	55%	12%	67%	8%	---	9%	2%
2015-16 doctoral degree alumni	90%	7%	97%	0%	---	0%	0%
2016-17 master's degree alumni	53%	16%	69%	10%	---	6%	4%
2016-17 doctoral degree alumni	77%	9%	86%	0%	---	5%	2%

* This survey is given to graduate and doctoral alumni 12-18 months after graduation.

Employment of Ph.D. Graduates from 2005-2018

PhD graduates responding to survey	Serving in an academic position	Serving in a ministry position	Other	Percent employed
157	65 (41%)	86 (55%)	4 (3%)	99%

**This chart represents a longitudinal study of Ph.D. program graduates over 12 years from 2005-2018.*

Results of Student Success in Counseling Licensure Exams

	NOBTS students	National average	NOBTS threshold	NOBTS students above national average	NOBTS students above threshold
CPCE* test	100% successful	85.6% successful	90 %	+ 14.4%	+ 10 %
NCE* exam	100% successful	90% successful	95 %	+ 10 %	+ 5 %

Both tests had the same 100% pass results in both 2017 and 2018.

** The CPCE is the Counseling Preparation Comprehensive Examination, which is designed to assist students in preparing for Counseling licensure.*

** The NCE is the National Counselor's Examination, which is required nationwide for Licensed Professional Counselor licensure.*